

CALVERT COUNTY QUILT GUILD

January 2017 NEWSLETTER

In This Issue:

Upcoming Programs.....	1
January Birthdays.....	2
Of Special Note.....	2
Community Service.....	2
UFO Challenge.....	2
Upcoming Regional Quilting Events.....	2
Quilt Guild Meeting Minutes.....	3
Block of the Month.....	5

Meetings: The guild meetings (second Wednesday of the month) start at 7 pm and are held at St. Paul's Episcopal Church in Prince Frederick. We meet in the large room to the right as you enter the building. The doors will be unlocked at 6:30 if you want to come early to stitch and chat!

Meeting Cancellation Policy: If Calvert County Public Schools are closed or have an early dismissal due to weather conditions, the guild meeting is cancelled.

Next Meeting: January 11

February Newsletter Deadline: January 20

Guild E-mail Address:

[:info@calvertcountyquiltguild.org](mailto:info@calvertcountyquiltguild.org)

Guild Snail Mail Address:

Calvert County Quilt Guild
P. O. Box 153
Prince Frederick, MD 20678

Guild Yahoo Group Address:

calvertquiltguild@yahogroups.com

Must have a membership to access. Contact Betty Tilley at btalley@smart.net

Calvert Quilt Guild Website:


<http://www.calvertcountyquiltguild.org/>

Upcoming Programs:

January 11 – 7:00 pm

Debra Huebner will tell us about her extensive button collection. If members have a handheld magnifier lens, bring them to the meeting. It will make it easier to see the buttons.

Due to **Shirley Mandler** actually taking a vacation, she was unable to attend December's Holiday party with her fabric samples to sell. BUT WAIT.....she will be coming to January's meeting with lots and lots of great fabric samples. There will be lots of panels and samples that would be perfect for the 2017 CASA quilts for children. So bring your checkbooks, help out the animals at CAWL and get affordable fabric to make great quilts for next year's community effort.



By the way, the fabric sales from 2016 at our guild and Pax River's allowed Shirley to purchase close to \$2000 worth of much needed supplies for CAWL. Way to go guilds!!!



A meeting room at the Prince

Frederick library has been reserved for a "sit and sew" on Saturday, April 29th.



January Birthdays

Terri	Franklin	January 7
Donna	Paxton	January 1

Happy Birthday to all!

Of Special Note:

Community Service:



Our 2016 Community Service project quilts for the Infusion Center were turned in by **Debra Huebner** to Amy Brady at Calvert Memorial Hospital. They were very much appreciated by Amy and a woman from the CMH foundation.

For 2017, CASA, Court Appointed Special Advocates, is our charity. CASA is a national organization with chapters in the local area. Their volunteers are appointed by judges to watch over and advocate for abused and neglected children, to make sure they don't get lost in the overburdened legal and social service system or languish in inappropriate group or foster homes. Volunteers stay with each case until it is closed and the child is placed in a safe, permanent home. For many abused children, their CASA volunteer will be the one constant adult presence in their lives.

At the December meeting, Debra had a list of children/ages that will need quilts. Many Guild members selected a specific child for which to make a quilt. Our goal is to have them completed by November so they can be donated at their December Holiday Party. Please see Debra if you would like to sign up to make a quilt. She will

probably also be aware of future needs during the year.

UFO Challenge. Our UFO Challenge will run through February. The rules are:

- 1) Project has to be at least a 36" square or contain 2 yards of fabric;
- 2) Project should have more than two hours of work yet to do on it;
- 3) You must register projects for the challenge; and for every UFO finished (quilted and bound), you will receive a special raffle ticket.

Upcoming Regional Quilting Events:

February 9-12, 2017, Birds of a Feather: The Longarm Network Machine Quilting Education Event, Newport News, VA. Registration is open at www.thelongarmnetwork.com.

* * * * *

February 23-26 2017, Mid-Atlantic Quilt Festival, Hampton Roads Convention Center, 1610 Coliseum Dr, Hampton, VA 540-786-2289.

<http://www.quiltfest.com/upcoming-shows-and-events/mid-atlantic-quilt-festival>

* * * * *

Southern Comforters 2017 Quilt Show will be:

Saturday, March 25th - 10am - 5pm
Sunday, March 26th - 11am - 4pm

Location: Samuel Ogle Middle School, 4111 Chelmont Lane, Bowie, MD. Admission: \$10, \$1 off with canned good donation

* * * * *

Friendship Star Quilters present **Sunshine and Moon Glow Quilt Show**, April 28-30, 2017 at the

Montgomery County Fairgrounds, Home Arts Building, Gaithersburg, Maryland. (GPS users: 16 Chestnut Street, Gaithersburg, MD 20877). There is a Display of over 250 quilts, Merchant Mall/Vendors, FSQ's 2017 Opportunity Quilt, Raffle Baskets, Featherweight Raffle, Members' Boutique, Silent Auction, Children's Activities, Service Projects Sit and Sew, and Demonstrations.

Show Hours: Friday, April 28, 12:00 to 6:00 p.m.
Saturday, April 29, 10:00 a.m. to 6:00 p.m.
Sunday, April 30, 10:00 a.m. to 4:00 p.m.

Admissions: Adults — \$10.00, Seniors, Children (12-18) and Active Military — \$9.00, Children under 12 — Free



Mark your calendars for the Quilts Around the Bay Shop Hop!

Friday, March 3– Sunday, March 12, 2017

Quilts around the Bay

Our theme for this first event is Bay Life! Visit the nine participating shops and enter for lots of fun and prizes. Pick up great patterns as you travel around our beautiful Chesapeake Bay and coastal areas!

Follow our Facebook page for upcoming news and information: facebook.com/QuiltsAroundTheBay/

The Blue Hen Quilt Shop 73 Marrows Road Newark, DE 19713 302-533-5215 www.bluehenquiltshop.com	Mare's Bears Quilt Shop 528 E. Savannah Road Lewes, DE 19958 302-644-0556 www.maresbearsquiltshop.com	Serendipity Quilt Shop 31821 Cannon Street Dagsboro, DE 19939 302-732-6304 www.serendipityquiltshop.com
Delaware Sewing Center Rodney Village Shopping Center 1716 S. Governors Avenue Dover, DE 19904 302-674-9030 www.delawaresewing.com	Prints Charming Quilt Shop 11711 East Market Place Fulton, MD 20759 301-490-2342 www.printscharmingqs.com	Spring Water Designs 9691 Gerwig Lane Suite G Columbia, MD 21046 410-381-0695 www.springwaterdesigns.com
Hoppin' Bobbin 411 W. Bel Air Avenue Aberdeen, MD 21001 410-272-2226 www.hoppinbobbin.com	Quilt Vine 3987 Main Street Trappe, MD 21673 410-476-6166 www.quiltvine.com	Tomorrow's Treasures 2110 Priest Bridge Drive Suite 12 Crofton, MD 21114 410-451-0400 www.tomorrowstreasures.info

Calvert County Quilt Guild Meeting

14 December 2016

After a Pot-Luck Holiday dinner, the meeting commenced at 7:35pm

Minutes - Motion to accept the minutes was made by Anita Konzak and seconded by Kate McMinn.

Charity Quilts to Calvert Memorial Hospital - 12 quilts were collected and will be delivered to the hospital Monday, 19 December at 11:00am. Contributors were: Susan Blanton, Shirley Mandler, Nikki Huffstutler, Elizabeth Sawyer, Andrea Elwyn, Allison Korb, and Anita Turley.

Thank you for generous donations to Heart FELT.



Budget - had a deposit of \$586.00 and our year end budget was \$15,218.64. We did well this past year. Allison has new postcard sized business cards which she has been putting in some of our local quilt shops to attempt to reach new members.

Block of the month - only two more patterns to go and then BOM gets turned over to Anita Turley.

2017 Workshops - \$20 deposit will be required for any workshops hosted next year. If you show up for and attend the workshop, your deposit will be returned. If you do not show up, the guild will keep the deposit.

Membership - No new members. Advertising on social media, we had 60 impressions and 6 "clicks" to the website. People are looking.

Charity for 2017 - Quilts for kids in CASA. CASA cares for kids who find themselves out of their homes in the tri-county area - Calvert, St. Mary's and Charles counties. The children range in age from newborn/months old to 19. Quilts would need to be done by November, so like the hospital quilts, can be donated in December. Debra has a list of children with gender/age. Sign up to make a quilt for a specific child, if you'd like.

Pat Blackford will reach out to other quilt guilds in Southern Maryland and try to issue a challenge for them to donate to CASA as well so that all the kids listed will get a quilt.

2016 Raffle Quilt - The big winner is Linda Murphy.

Newsletter - Items due to Susan Blanton by 20th of each month.

Monthly Raffle - Again, the big winner is Linda Murphy!



Marcia Smith
Debra Huebner
Linda Gallagher
Elizabeth Sawyer
Jane Roxey
Allison Korb
Anita Turley
Janice McBain


Shirley Mandler will be selling fabric samples at the January meeting.

Meeting adjourned - motion to adjourn made by Kate McMinn, and seconded by Betty Tilley.
Meeting adjourned at 8:23 pm and was followed by a fun Christmas gift exchange.

JANUARY 2017 BLOCK OF THE MONTH

Bear's Paws (courtesy of Delaware Quilts.com)

I chose to do my sample Bear's Paw block (EQ) with six different fabrics (four different blue/grays, a red center square and a background).



For the Bear's Paw block you need -

from each blue/gray cut two 2 5/8 inch squares and one 4 inch square

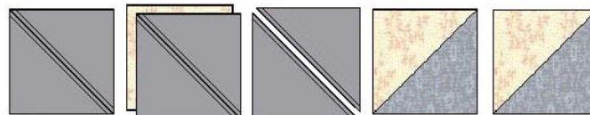
from red cut one 2 inch square

from your background fabric cut eight 2 5/8 inch squares and 4 rectangles 2 inch x 5 3/4 inch, and 4 squares 2 1/4 inch

I will be working on the paw in the upper right hand corner first. You will follow the same directions for all four paws.

First we'll make diagonal half squares with the background 2 5/8 inch squares and the blue gray 2 5/8 inch square. Place a background 2 5/8 inch squares and a blue gray 2 5/8 inch squares right sides together. Carefully draw a line down the center, corner to corner, diagonally across the square. (This will be a cutting line when you are finished.) If you have a true 1/4 inch foot on your machine, you can sew on either side of this drawn line. If not, you will have to draw a second line on either side, exactly 1/4 inch from the first line. This will be your sewing line. After you have sewn on your sewing line, you will cut this square in half on your cutting line. You will now have two diagonal half-squares.

You will do this with all of the 2 5/8 inch blue gray squares and background squares.

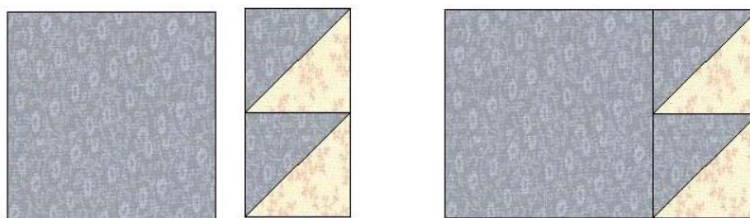


Now attach two diagonal half squares and a plain 2 1/4 inch background square. Watch the direction your points are going in.

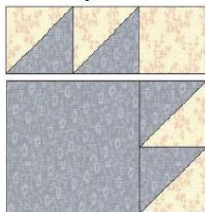


Sew two more diagonal half squares together, be sure to pay close attention to the direction the points go in.

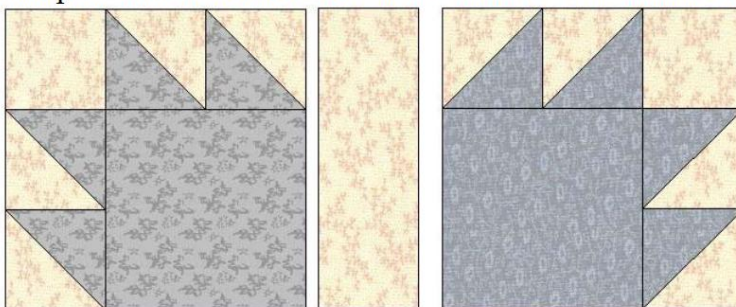
Attach that to the 4 inch matching square.



Now attach the first unit you made with this last one.





Repeat the directions above to make all four paw units. Now we'll put them together.
Sew two paw units to either side of a 2 inch x 5 3/4 inch rectangle.



Sew the red square between the remaining 2 inch x 5 3/4 inch rectangles



Sew the remaining two paws on either side of the remaining 2 inch x 5 3/4 inch rectangle.



Now sew it all together.

Your finished Bears Paws block should measure exactly 12 1/2 inches.