

CALVERT COUNTY QUILT GUILD May 2016 NEWSLETTER

In This Issue:

| | |
|---|---|
| Upcoming Programs | 1 |
| Sunshine | 2 |
| May Birthdays | 2 |
| Of Special Note | 2 |
| Upcoming Regional Quilting Events..... | 2 |
| Glimmer Glass Workshop Supply List..... | 4 |
| Quilt Guild Meeting Minutes | 5 |
| Block of the Month..... | 7 |

Meetings: The guild meetings (second Wednesday of the month) start at 7 pm and are held at St. Paul's Episcopal Church in Prince Frederick. We meet in the large room to the right as you enter the building. The doors will be unlocked at 6:30 if you want to come early to stitch and chat!

Meeting Cancellation Policy: If Calvert County Public Schools are closed or have an early dismissal due to weather conditions, the guild meeting is cancelled.

Next Meeting: May 11

June Newsletter Deadline: May 20

Guild E-mail Address:

[:info@calvertcountyquiltguild.org](mailto:info@calvertcountyquiltguild.org)

Guild Snail Mail Address:

Calvert County Quilt Guild
P. O. Box 153
Prince Frederick, MD 20678

Guild Yahoo Group Address:

calvertquiltguild@yahoo.com

Must have a membership to access. Contact Betty
Tilley at btilley@smart.net

Calvert Quilt Guild Website:

<http://www.calvertcountyquiltguild.org/>

Upcoming Programs:

On Saturday, May 21, Nancy Feve will lead a workshop for her "Glimmer Glass Quilt." The supply list and cutting instructions can be found on page 4.

The workshop will be held at the Northeast Community Center in Chesapeake Beach. The cost is \$40. Please email Julie Trollinger at sew42n81@comcast.net to let her know that you are interested.



Glimmer Glass Quilt

Membership: **Jan McBain** is now collecting dues for next year, July 2016 to June 2017. They are due by the July meeting and Jan will also be accepting them at the May and June meetings.



Sunshine: If you know of any Guild member or loved one who is seriously ill, undergoing surgery, etc., please inform Sunshine Committee **Barbara Lingle**. If you would like to send cards, or well wishes to a Guild Member, please contact Barbara at bahlingle@comcast.net.



May Birthdays

| | | |
|--------|-----------|--------|
| Andrea | Elwyn | May 18 |
| Linda | Gallagher | May 17 |

Enjoy your special day!

Of Special Note:

Raffle Quilt 2016:

Allison Brown Korb has completed the quilting on the raffle quilt and will be bringing it to an upcoming meeting. **Kate McMinn** is coordinating ticket sales. Thank you Hilke, Allison, Kate, and everyone who has participated in the sewing sessions. Let's get ready to sell tickets for this beautiful quilt!

Upcoming Regional Quilting Events:

The **Annapolis Quilt Guild** presents **Quilts by the Bay** on June 11 and 12 from 9:00 AM to 4:00 PM. The location is Annapolis High School, 2700 Riva Road, Annapolis, MD. The show includes regional vendors, a Boutique and Country Store, Workshops and a Silent Auction. For more information please go to <http://annapolisquiltguild.org/quilt-show/>.

May 20-21 - **Celebration of Quilts 2016** presented by the **York Quilters Guild** at the York College of Pennsylvania, Grumbacher Sport and Fitness Center, 899 South Richland Ave., York, PA. Hours are Friday, May 20, 9 AM to 6 PM and Saturday, May 21 9 AM to 4 PM. For more information you may visit www.celebrationofquilts.com.

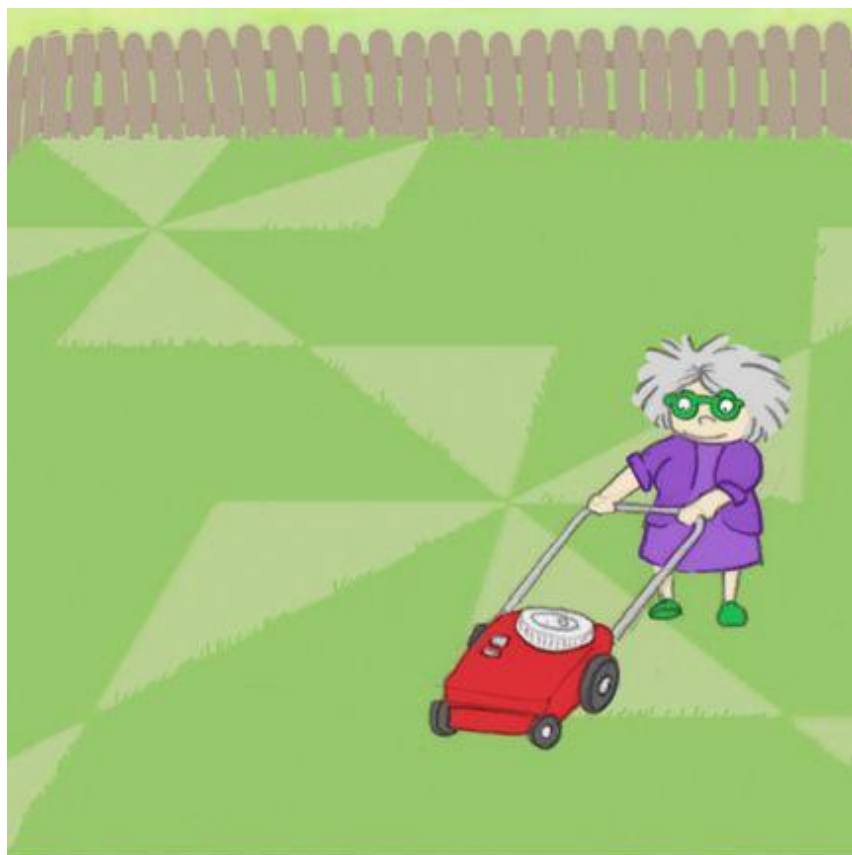
Quilters Unlimited - June 3-5, 2016. Show Hours: Friday, 10:00 am-6:00 pm; Saturday 10:00 am-5:00 pm; Sunday 10:00 am-4:00 pm. Location is the Dulles Expo Center, 4320 Chantilly Shopping Center, Chantilly, VA 20151. Admission fee: \$10/day, \$15/all three days. For further information please go to <http://www.quiltersunlimited.org/quiltshow/>.

Mid-Appalachian Quilters 2016 will be held July 15-17, 2016 at Mount St. Mary's University, Emmitsburg, MD. Registration is now open. Instructors include quilters that you may be familiar with such as Barbara Cline, Nancy Feve, Gyleen Fitzgerald, Debra Gabel, Linda Hahn, Cindy Herndon, Erin Underwood and many, many more. For further information go to <http://maqonline.org/index.html>

Community Service:



Hilke Hoefler is hoping members are working on quilts for the Calvert Memorial Hospital. They will be accepted by CMH Guest Services to use throughout the hospital as needed, not just in the infusion center. They can use 10-15 quilts in lap to twin size and appropriate for all ages. That means we can make kid friendly quilts or ones suited for grandmothers. The purpose of our commitment is to make useful and serviceable quilts for our community while spreading our craft and some much needed comfort. Hilke will be happy to schedule some workshops in the near future if there is interest and would appreciate input from the guild as to time and days of the week.



**Why quilters are rarely
asked to mow the lawn.**

GLIMMERGLASS with Nancy Fève SUPPLY LIST

Warning: This pattern is highly addictive!

Although I used florals from my sizable stash of Kaffe Fassett and Philip Jacobs fabrics for my first three quilts in this style, I can easily imagine it in batiks, hand prints, black and white prints, thirties feedsack-style prints, or aboriginal designs, to name a few.

If you would like to use the big florals in the class sample, you can order them online at gloriouscolor.com.

Highly recommended tools are an 8.5" square quilt ruler, a 6.5" square with a diagonal line down the center and clear eighth-inch markings, and a 2.5" square. I prefer Creative Grids but if you already own another brand and find it easy to read, that's fine. If you have difficulty sewing consistent scant-quarter seams, you might also want the Quilter's Rule Quick Quarter II (a 12" marking tool), available from amazon.com, and a 0.7 mm (#2) mechanical pencil (I got mine, with refills, at Giant). A sharp #2 regular pencil will work if you don't have this tool.

Please try your best to cut as much fabric as possible BEFORE class so we can get right to work on layout and construction. Everyone MUST bring an individual design wall: a flannel-backed plastic tablecloth or large piece of batting or felt.

The quilt consists of large whole-cloth squares alternating with squares of sixteen half-square triangle sets. The entire perimeter is half-width blocks with corner squares. The cutting is done in sets of the same fabric, with large and smaller pieces. A fat quarter yields one set, a half-yard gives you two.

1. For a 48" square wall hanging, you need nine darker 8.5" squares, each with four matching 5.75" squares; four lighter sets (each with one 8.5" and four 5.75" squares); four corner squares 4.5" each with one matching 5.75" square; and eight medium or light side rectangles 8.5"x 4.5", each with two matching 5.75" squares.
2. For a 48"x 64" throw, you will need an additional two rows: three more dark full sets, two more light full sets, and two light or medium side sets (8.5"x 4.5" rectangles, each with two matching 5.75" squares).

Fabric yardage requirements will vary according to your willingness to repeat squares of the same fabric. Especially in a small piece, repetition makes the piece less interesting, in my opinion. Remember that a half-yard yields two full sets. You do not need to pre-plan your whole quilt, but one row equals six sets plus one-half inch, so do bring some extra fabric!

Please also bring ordinary equipment: cutter, mat, cotton thread, scissors, ripper, and pins. I use fork pins to sew rows together, as all seams are pressed open.

If you have questions needing answers before we meet, feel free to ask: nancy@fevequilts.com

**Calvert County Quilt Guild
Board Meeting Minutes
5 April 2016**

Location: Prince Fredrick Library
Members in Attendance: Allison Korb, Andrea Elwyn and Harvey Korb
Board Meeting Commenced at 7:05pm

Discussions:

- 1) Election Committee - Everyone has offered to stay in their posts for another year. Calls will be made to see if anyone wants to run against any position holders.
- 2) Taxes - Allison needs numbers and wants to get together with Pat on taxes
- 3) Donations - Allison needs to send in the guild's donation to Anne's Circle (Annmarie Garden) as part of our 501.3(c) charter.
- 4) Allison went to renew the guild's PO Box.
- 5) [REDACTED]
- 6) Sunshine Club - contacted Barb Lingle regarding Susan White; card was sent on behalf of the guild in sympathy of her husband's passing.
- 7) Harvey Korb discussed Professional Bull Riders - 1,505 pounds weighs; Mississippi Hippie weighs 2,000 lbs and real big; favorite bull rider is JB Mooney.

Meeting adjourned at 7:35pm

**Quilt Meeting Minutes
13 April 2016**

Today is one of the more notable days: Peach Cobbler Day, Thomas Jefferson Day and National Scrabble Day. This is just a nice reminder to work on your Challenge Quilts.

Nancy Feve spoke at the meeting giving ideas and examples of Color Choreography.

Elections: We need nominations for officers. Calls will be made if anyone would like to run for one of the offices. Last day officers hold their post is 30 June.

Raffle Quilt: Kate McMinn will coordinate raffle quilt tickets again. Tickets have been ordered.



Annmarie Garden/Arts Fest: We are looking for someone to lead the Annmarie Garden Boutique booth. We are trying to give Hilke a break on coordinating all the events we are involved in. So - if no volunteers come forward, Pat will start twisting arms next month.

Block of the Month - went to Nikki Huffstutler

Monthly Raffle - went to Anita Turley



Budget - February deposits were (\$522); Outputs were to the post office box, meeting room, and Annmarie Garden charity for 501.3(c) status. Allison also completed the federal and state taxes.

Membership: We gained a new member – Michele Miller; And we had a guest, Amy Thompson.

Workshops: Nancy Feve's Glimmer Glass workshop will be next month, 21 May. Contact Julie to sign up. The workshop will be held at the Chesapeake Beach Community Center.

Next CCQG Board Meeting will be 3 May, 7pm at the Prince Frederick Library, Room 1. All are invited to attend.

Show and Tell: Lots of talented people! Marsha Smith, Nikki Huffstutler, Allison Korb, Elizabeth Sawyer, Hilke Hoefler.

Items of Interest:

The Annapolis Quilt Guild Raffle Quilt was accepted into Paducah and was in the final running.



Quilt Trail.

Calvert County is launching a Barn Quilt Trail. Submissions for a geometric pattern are due by 30 April. The patterns chosen for the the first round, will be painted on an 8' by 8' wooden sign, and hung on the barn. The best pattern will be used as the logo for the Barn

Threads exhibit at Annmarie Garden is going on now.

Motion to adjourn the meeting by Debra Heubner and seconded by Kate McMinn at 9:00pm.

MAY 2016 BLOCK OF THE MONTH


Fabric: White, Pink, Light Green

Cutting:

All three fabrics.... Cut one long strip 2-1/2" X 26"
(or a little longer)

Sewing:


Sew the three strips together lengthwise with the pink in the middle.



You should have one long strip (minimum 26" long) of all 3 fabrics.

Using a ruler measure and cut sections into 6-1/2" long pieces. Cut Four.

← 6.5" →



Assemble your four pieces as shown above and sew together. Press seams to the pink and green.

Don't forget to make your own block to keep for your sampler quilt! ☺

Make this block to bring to the meeting in the colors shown above. Make another block in your own fabrics to keep at home for your sampler quilt.