

AUGUST 2016 BLOCK OF THE MONTH


Fabric: Red, Green, Beige

Cutting:

Cut 24 Red Squares 1-7/8" X 1-7/8"


Cut 21 Green Squares 1-7/8" X 1-7/8"

Cut 4 Beige Squares 4-1/2" X 4-1/2"




Sewing:

Sew small nine patches using 5 red squares and 4 green squares to make FOUR nine patches.



Then sew one nine patch with 5 green and 4 red. Use this for the center.



Alternate nine patches with the beige squares as shown in the block above. Press to the beige squares.

Don't forget to make your own block in your own colors to keep for your sampler quilt! ☺